


## Instructions – NEW skydivers who want to join CSPA

1. Visit <https://cspa.imiscloud.com/Public-EN>
2. Click “Join”



3. The online Join process will walk you through 4 steps. Prior to commencing, please note that this process is ONLY for new skydivers that have NEVER been affiliated with CSPA.

4. Fill in all your personal information on the “Create your Account” tab. Once you’ve filled in all the fields, click “Next”. Please Note:

- Organization – Refers to the Club, Provincial Sport Organization or Dropzone you wish to affiliate your vote to. You can read more about this on [here](#).

1 CREATE YOUR ACCOUNT   2 OTHER INFO   3 AFFILIATION LEVEL   4 MAKE A PAYMENT

## Create an Account

Already registered? [Sign In](#)

\* First name

Middle name

\* Last name

Organization

\* Email

Phone

\* Country  ▼

\* Address

\* City

\* Province  ▼

\* Postal code

Username

\* Password


\* Confirm password


*The password must be at least 181 characters long and contain both letters and numbers. Le mot de passe doit être au moins 181 caractères et contenir des lettres et des chiffres.*


Next

5. Now complete the “Other Info” tab. To do so, click the pencil icon which allows you to edit the fields. Once you’ve completed them, click “Save” and then “Next”.

1 CREATE YOUR ACCOUNT 2 OTHER INFO 3 AFFILIATION LEVEL 4 MAKE A PAYMENT



Date of Birth | date de naissance  

Gender | Sexe  


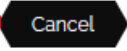
Language (E or F) | Langage (A ou F)

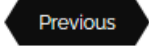

Total Jumps | Sauts Totaux

Jumps-last 12 months | Sauts-dernier 12 mois

Malfunctions | Défaillances

Injuries | Blessures


 

6. The next tab “Affiliation level” will pre-populate for you. All you need to do is click “Add to Cart” and then “Next”. **Important note: The term dates will automatically advance to the start of the next month. Your affiliation is valid the date you pay.** For example, if you Pay October 25, your affiliation is valid October 25<sup>th</sup>, and won’t expire until October 31 of the following year.

1 CREATE YOUR ACCOUNT 2 OTHER INFO 3 AFFILIATION LEVEL 4 MAKE A PAYMENT

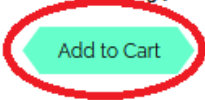
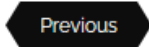

### Affiliations

 Term dates 11/1/2020 to 10/31/2021

#### Membership Fees

Item	Unit Price	Quantity	Amount
<input checked="" type="checkbox"/> Affiliation Fees	94.00	<input type="text" value="1"/>	94.00

Subtotal 94.00

- On the final tab, "Make a Payment", please verify your purchase and enter your payment details. Click "Submit Order" and then "Finish". You will receive a confirmation of your purchase on the screen as well as an email receipt.


1 CREATE YOUR ACCOUNT   2 OTHER INFO   3 AFFILIATION LEVEL   **4 MAKE A PAYMENT**

[Continue Shopping](#)

## Shopping cart

---

### Items

Item	Quantity	Price	Total	
 <a href="#">Affiliations (11/1/2020 - 10/31/2021)</a>	1	94.00	94.00	<a href="#">Remove</a>

[Update](#)

### Cart charges

Item total	94.00
Shipping	0.00
Handling	0.00
<b>TRANSACTION GRAND TOTAL</b>	<b>94.00</b>

Promotional code  [Apply](#)

## Payment details

Payment amount 94.00

Payment method

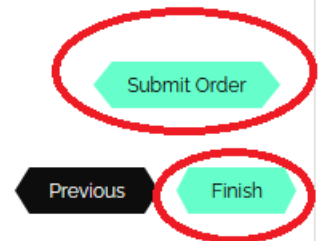
\*Name on card

\*Card number


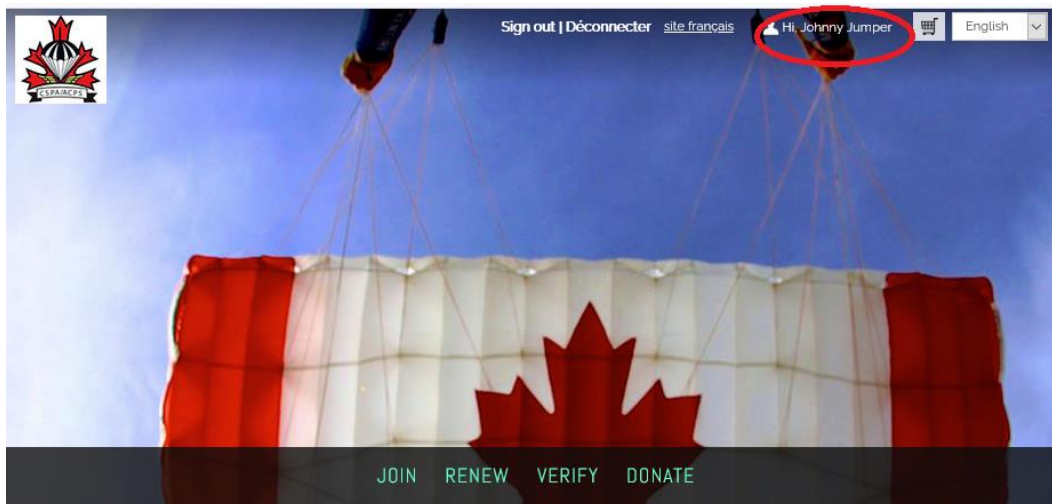
\*Expiration date

\*CSC

Card address 204-1468 Rue Laurier  
Rockland ON K4K 1C7  
CANADA  
[Choose another address](#)



8. Congratulations, you are now a Registered Participant of CSPA! You will receive a PDF copy of your CSPA affiliation card within 3 business days.
9. Click on “Hi [your name]” at the top right-hand corner. This will now present you with your profile, which you can access anytime! Mobile users, click on the silhouette of the head.



10. Take a tour and view your information. If you have any questions on the information displayed in your profile, please contact [imis@cspa.ca](mailto:imis@cspa.ca)