



IT COMMITTEE ANNUAL REPORT

MARCH 2019

Advancing CSPA mission and objects through technology...

Fellow Participants

INTRODUCTION

Over the past year, we have been quite busy at the IT Committee managing the existing technology at the CSPA. There were some challenges with both our Filemaker platform and our virtual web server, but we are now in a place where both systems are being managed quite well. Longer term we hope to continue to assist the office in their goal of migrating off this system to our new cloud-based membership platform.

I would also like to introduce Tarek Ayoub who has recently joined the IT Committee with the goal of taking over as IT Chair. I've enjoyed my time as chair of this committee, but I believe the time is right to have a new set of eyes on our systems. I plan to remain on the committee and to continue to assist where I can be of value. Over the next while I will be working with Tarek to bring him up to speed on our systems.

The primary focus of the IT Committee is to support the technical assets and resources of the CSPA and to advise the BoD and committees when required. We are always looking for ways to improve efficiency, functionality and the overall experience of our participants. With that said, if you have any suggestions on how we can better serve our participants, committees or organization as a whole, we would love to hear from you! At the end of the day, the CSPA is here to represent our participants and athletes, and if we can improve your experience through technology, we have accomplished our goal!

LOOKING BACK, MOVING FORWARD!

Looking Back, Moving Forward!

PREVIOUS ACCOMPLISHMENTS

Looking back over the past year, the IT Committee has completed a variety of initiatives to advance the CSPA's goals and values as well as supporting the organization's core systems. After reviewing last year's IT AGM report, I would like to update and highlight some of the accomplishments thus far:

- The IT Committee continues to act as a bridge between the National Office, committee members and our public website resources. When required, we post information updates to our Content Management System (Drupal) on behalf of other stakeholders or when appropriate delegate direct access. Backend maintenance is conducted on our CMS as well as other resources, such as the Moodle online training platform.
- We have been actively reviewing the existing internal technical documentation and have been completing updates both to our records and accounts when appropriate.
- In Spring 2018, the InTime system was requested by iFLY in Whitby, ON to run their first Canadian Indoor Skydiving Championship. We were able to utilize some new technology to provide video results as the judges released them for on-demand playback. The system is constantly being refined with each update.
- On the topic of InTime, we were able to prepare a surplus laptop to host a lite version of the InTime platform. This kit will fit in an overhead baggage bin and can be shipped anywhere in the country with ease. Our hope is that this will provide new opportunities for smaller competitions and judges conferences.
- Our existing web virtual server was starting to become quite outdated. We recently moved the CSPA web assets over to a new host located in Montreal. This service is providing the CSPA better value and greater reliability. It also gave us the opportunity to update the various applications we use on our platform.
- Detailed statistics of our web page traffic for year ending 2018 is provided at the end of this report for your review.

LOOKING BACK, MOVING FORWARD!

GOALS AND INITIATIVES FOR 2019

As we move forward to 2019, there are a number of initiatives that we will be undertaking. Obviously technology seems to change and advance quite rapidly and I fully expect our list to grow as the year progresses:

- We will continue to support the technological aspects of the National Office to ensure they are able to provide efficient services to members and participants.
- We will continue to evaluate and improve our internal SharePoint site, adding functionality when appropriate. All CSPA officers are now on Office 365 which should further facilitate the further use of this platform.
- The CSPA public website will continue to be reviewed to ensure it contains current and relevant data. Our public facing websites and applications are currently hosted on a dedicated virtual server, we will continue to ensure this system is updated.
- Although the move to our new cloud-based membership database is taking longer than expected, we will assist the National Office and our chosen system provider wherever possible.
- The main fileserver at the National Office may need to be replaced in the next year, we are going to research our options and present them to the National Office and BoD for their review.
- The InTime platform has been requested for use at the 2019 Canadian Indoor Skydiving Nationals at Skyventure Montreal in March. We also expect the InTime system will be in use during the 2019 CSPA Nationals which will be hosted by Skydive Wasaga Beach in Ontario.

IN SUMMARY

In Summary

Despite some ongoing and longer term items that are currently being addressed, I believe that the overall state of the CSPA's information technology infrastructure is in good order. As always there is room for improvement and I look to you to advise how we can make your CSPA a greater asset! Thank you for taking the time to review this report. Should you have any questions, comments or concerns, please feel free to reach out! It has been a pleasure serving the CSPA in my current capacity and I hope I can be of use in the future again...



Brian Cole

Information Technology Committee | Comité de technologies de l'information

Canadian Sport Parachuting Association | Association Canadienne de Parachutisme Sportif

it@cspa.ca | ti@acps.ca

Contact Information

Canadian Sport Parachuting Association | Association Canadienne de Parachutisme Sportif

204-1468 Laurier Street, Rockland, ON K4K 1C7

Tel (613) 419-0908

Fax (613) 916-6008

www.cspa.ca | www.acps.ca



Reported period:

- Year - ▼ 2018 ▼ OK

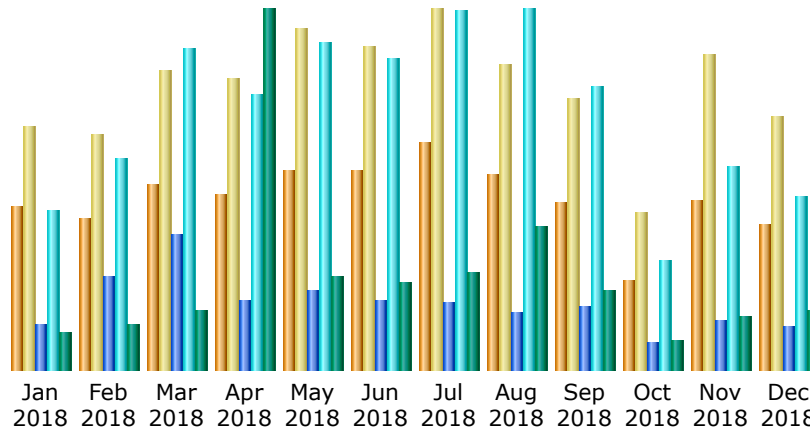


Summary

Reported period	Year 2018				
First visit	01 Jan 2018 - 00:01				
Last visit	30 Dec 2018 - 02:15				
	Unique visitors	Number of visits	Pages	Hits	Bandwidth
Viewed traffic *	<= 70,675 Exact value not available in 'Year' view	116,048 (1.64 visits/visitor)	458,599 (3.95 Pages/Visit)	1,780,179 (15.34 Hits/Visit)	401.46 GB (3627.44 KB/Visit)
Not viewed traffic *			1,700,930	2,222,986	128.22 GB

* Not viewed traffic includes traffic generated by robots, worms, or replies with special HTTP status codes.

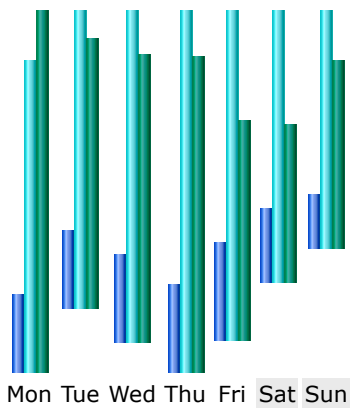
Monthly history



Month	Unique visitors	Number of visits	Pages	Hits	Bandwidth
Jan 2018	5,574	8,321	26,004	91,513	13.37 GB
Feb 2018	5,189	8,062	53,361	121,794	15.96 GB
Mar 2018	6,337	10,233	77,454	185,135	20.55 GB
Apr 2018	5,994	9,934	39,620	158,183	126.70 GB
May 2018	6,787	11,651	45,780	188,556	32.84 GB
Jun 2018	6,817	11,052	39,310	178,628	30.47 GB
Jul 2018	7,792	12,318	38,684	207,062	34.24 GB
Aug 2018	6,652	10,428	32,688	207,313	50.33 GB
Sep 2018	5,719	9,281	36,791	162,557	27.82 GB
Oct 2018	3,044	5,370	15,726	62,936	10.05 GB
Nov 2018	5,788	10,774	27,844	117,328	18.39 GB
Dec 2018	4,982	8,624	25,337	99,174	20.73 GB
Total	70,675	116,048	458,599	1,780,179	401.46 GB

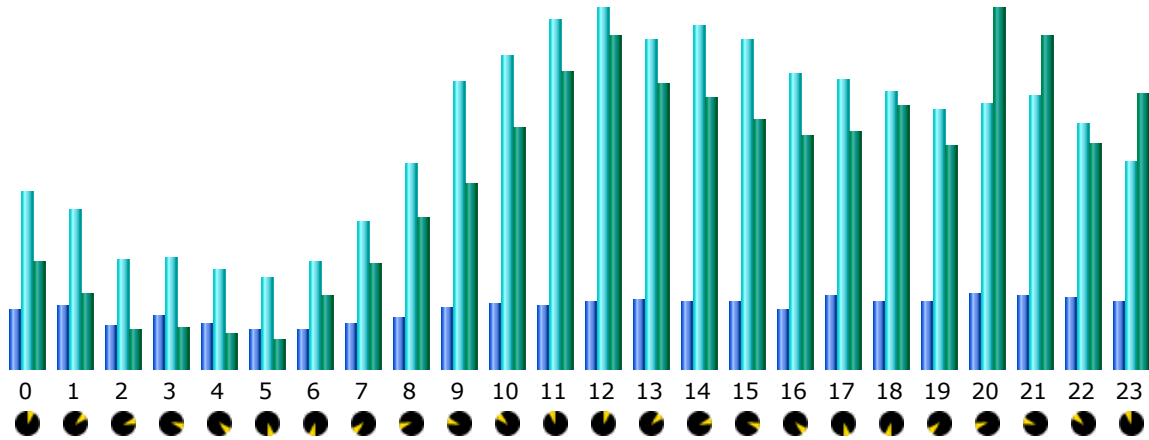
Days of month





Day	Pages	Hits	Bandwidth
Mon	1,230	4,974	1.54 GB
Tue	1,217	4,754	1.15 GB
Wed	1,378	5,292	1.23 GB
Thu	1,377	5,754	1.35 GB
Fri	1,558	5,250	961.31 MB
Sat	1,170	4,320	689.68 MB
Sun	861	3,790	820.48 MB

Hours



Hours	Pages	Hits	Bandwidth	Hours	Pages	Hits	Bandwidth
00	18,460	56,337	9.19 GB	12	21,039	113,944	28.71 GB
01	19,661	50,578	6.46 GB	13	21,755	104,223	24.56 GB
02	13,671	34,699	3.34 GB	14	21,180	108,328	23.38 GB
03	16,769	34,847	3.52 GB	15	21,217	104,098	21.36 GB
04	14,158	31,234	2.93 GB	16	18,855	93,605	20.00 GB
05	12,168	28,857	2.56 GB	17	23,255	91,571	20.35 GB
06	12,611	33,905	6.20 GB	18	21,505	87,530	22.61 GB
07	14,412	46,667	9.05 GB	19	21,309	81,818	19.15 GB
08	16,090	64,863	13.01 GB	20	24,031	83,578	31.01 GB
09	19,346	90,786	15.97 GB	21	22,943	86,399	28.75 GB
10	20,512	99,068	20.81 GB	22	22,417	77,624	19.38 GB
11	19,718	110,217	25.54 GB	23	21,517	65,403	23.62 GB

Locales (Top 25) - [Full list](#)

Locales	Pages	Hits	Bandwidth	
United States	us	164,603	381,357	30.45 GB

Canada	ca	119,180	1,064,455	277.41 GB	
Romania	ro	27,856	29,886	977.48 MB	
Russian Federation	ru	23,655	36,215	2.61 GB	
France	fr	17,202	33,675	3.59 GB	
China	cn	12,134	51,609	2.39 GB	
Netherlands	nl	7,704	10,211	612.54 MB	
Ukraine	ua	7,422	8,444	424.40 MB	
India	in	6,989	11,312	1.13 GB	
Brazil	br	6,794	9,088	1.43 GB	
Poland	pl	4,851	6,430	414.38 MB	
Great Britain	gb	3,932	13,016	1.15 GB	
Germany	de	3,298	8,331	1.21 GB	
Spain	es	2,994	4,990	550.90 MB	
Israel	il	2,724	4,170	792.65 MB	
South Korea	kr	2,714	6,515	769.13 MB	
Indonesia	id	2,318	3,277	400.44 MB	
Vietnam	vn	2,134	2,876	674.80 MB	
Philippines	ph	1,547	2,610	240.72 MB	
Italy	it	1,457	2,767	344.89 MB	
Japan	jp	1,315	2,133	154.91 MB	
Pakistan	pk	1,312	2,202	101.84 MB	
Hungary	hu	1,251	1,444	97.56 MB	
Morocco	ma	1,234	2,664	263.79 MB	
Chile	cl	1,204	1,777	306.73 MB	
Others		30775	78725	73.13 GB	

Hosts (Top 25) - [Full list](#) - [Last visit](#) - [Unresolved IP Address](#)

Hosts : 78224	Pages	Hits	Bandwidth	Last visit
69.70.17.194	5,898	38,074	1.41 GB	28 Dec 2018 - 15:18
198.27.83.122	3,171	3,171	27.82 MB	06 Jul 2018 - 15:46
109.102.111.67	2,673	2,796	78.01 MB	11 Sep 2018 - 21:04
34.227.92.201	2,569	2,569	86.97 MB	16 Mar 2018 - 20:13
100.35.47.77	2,474	2,590	99.80 MB	23 Mar 2018 - 07:14
35.153.93.195	2,410	2,410	82.44 MB	25 Mar 2018 - 04:44
82.80.249.219	2,390	3,489	720.33 MB	18 Jun 2018 - 02:08
34.229.255.201	2,382	2,382	80.62 MB	04 Mar 2018 - 04:29
107.23.12.250	2,373	2,373	81.22 MB	16 Mar 2018 - 00:37
177.153.18.210	2,344	2,429	68.19 MB	21 Apr 2018 - 13:45
109.102.111.66	2,180	2,270	63.59 MB	17 Sep 2018 - 09:12
109.102.111.86	2,166	2,274	63.57 MB	21 Sep 2018 - 08:32
109.102.111.87	2,141	2,236	62.57 MB	19 Sep 2018 - 08:38
109.102.111.84	2,050	2,140	59.74 MB	18 Dec 2018 - 09:23
176.31.30.184	2,009	2,009	17.79 MB	01 Feb 2018 - 20:23
54.159.1.124	1,896	1,896	60.41 MB	09 Feb 2018 - 20:16
52.23.178.147	1,871	1,871	62.54 MB	16 Mar 2018 - 02:28
109.102.111.44	1,785	1,862	52.00 MB	05 Sep 2018 - 04:03
109.102.111.76	1,721	1,786	49.89 MB	19 Sep 2018 - 03:44
35.153.83.190	1,656	1,656	53.40 MB	28 Feb 2018 - 17:17
34.207.58.39	1,656	1,656	53.59 MB	28 Feb 2018 - 16:34
54.242.207.221	1,626	1,626	52.52 MB	10 Feb 2018 - 01:09
54.208.82.35	1,622	1,622	52.15 MB	20 Feb 2018 - 00:43
109.94.172.37	1,507	1,507	55.62 MB	15 Dec 2018 - 21:36
109.102.111.88	1,413	1,466	40.89 MB	13 Sep 2018 - 14:34

Others	402,616	1,690,019	397.97 GB
--------	---------	-----------	-----------

Authenticated users (Top 10) - [Full list](#) - [Last visit](#)

Authenticated users : 0	Pages	Hits	Bandwidth	Last visit
Other logins (and/or anonymous users)	458,599	1,780,179	401.46 GB	

Robots/Spiders visitors (Top 25) - [Full list](#) - [Last visit](#)






21 different robots*	Hits	Bandwidth	Last visit
Unknown robot (identified by 'bot' followed by a space or one of the following characters _+,:.;/\(-)	856,619+79076	83.14 GB	30 Dec 2018 - 02:25
Unknown robot (identified by 'robot')	173,506+6424	7.61 GB	30 Dec 2018 - 02:23
Unknown robot (identified by 'crawl')	112,556+3429	3.65 GB	29 Dec 2018 - 14:09
Googlebot	90,467+790	8.06 GB	30 Dec 2018 - 02:12
Unknown robot (identified by 'spider')	35,566+1575	6.13 GB	30 Dec 2018 - 02:25
A PHP script	14,160	1.53 GB	29 Dec 2018 - 23:14
Unknown robot (identified by empty user agent string)	13,654+200	1.78 GB	29 Dec 2018 - 20:49
Bing Preview bot	12,286	6.37 GB	30 Dec 2018 - 01:41
Unknown robot (identified by hit on 'robots.txt')	0+8691	18.08 MB	29 Dec 2018 - 21:06
Unknown robot (identified by 'bot' preceded by a space or one of the following characters _+,:.;/\(-)	3,792+172	2.67 GB	29 Dec 2018 - 16:50
Yahoo Slurp	3,326+274	229.49 MB	05 Nov 2018 - 17:07
Googlebot-Image	3,590	478.75 MB	29 Dec 2018 - 23:01
Alexa (IA Archiver)	1,858+589	101.63 MB	29 Dec 2018 - 15:01
Common *nix tool for automating web document retrieval. Most likely a bot.	2,194	60.24 MB	24 Dec 2018 - 01:23
Google Web Preview	1,890	206.15 MB	15 Nov 2018 - 18:01
Unknown robot (identified by 'checker')	609+119	17.84 MB	27 Dec 2018 - 01:24
LinkWalker	84+1	2.45 MB	16 Mar 2018 - 18:59
Netcraft	47	1.09 MB	05 Dec 2018 - 03:07
Unknown robot (identified by 'discovery')	11	35.71 KB	05 Dec 2018 - 18:24
Ruby script	9	43.68 KB	11 Dec 2018 - 19:45
Unknown robot (identified by 'scanner')	2	71.36 KB	12 Sep 2018 - 01:46

* Robots shown here gave hits or traffic "not viewed" by visitors, so they are not included in other charts. Numbers after + are successful hits on "robots.txt" files.

Visits duration

Number of visits: 116,048 - Average: 208 s	Number of visits	Percent
0s-30s	90,254	77.7 %
30s-2mn	7,713	6.6 %
2mn-5mn	5,135	4.4 %
5mn-15mn	5,167	4.4 %
15mn-30mn	3,046	2.6 %
30mn-1h	3,369	2.9 %
1h+	1,356	1.1 %
Unknown	8	0 %

File type

File type	Hits	Percent	Bandwidth	Percent
 js JavaScript file	564,277	31.6 %	14.15 GB	4.1 %
 Unknown	409,132	22.9 %	11.69 GB	3.4 %
 png Image	264,541	14.8 %	20.01 GB	5.8 %
 css Cascading Style Sheet file	225,103	12.6 %	808.44 MB	0.2 %
 jpg Image				

			183,343	10.2 %	76.85 GB	22.6 %
	pdf	Adobe Acrobat file	41,883	2.3 %	128.23 GB	37.7 %
	gif	Image	35,865	2 %	92.48 MB	0 %
	php	Dynamic PHP Script file	28,949	1.6 %	624.20 MB	0.1 %
	html	HTML or XML static page	19,685	1.1 %	454.63 MB	0.1 %
	svg	Image	4,150	0.2 %	2.32 MB	0 %
	mp4	Video file	1,184	0 %	84.37 GB	24.8 %
	xml	HTML or XML static page	805	0 %	31.43 MB	0 %
	txt	Text file	689	0 %	55.57 MB	0 %
	xsl	Extensible Stylesheet Language file	277	0 %	1.78 MB	0 %
	docx	Document	203	0 %	6.60 MB	0 %
	jpeg	Image	64	0 %	9.56 MB	0 %
	cgi	Dynamic Html page or Script file	7	0 %	7.15 KB	0 %
	exe	Binary runtime	7	0 %	2.12 GB	0.6 %
-	woff2		4	0 %	221.18 KB	0 %
-	ca		3	0 %	70.25 KB	0 %
-	m		3	0 %	76.22 KB	0 %
-	s		2	0 %	46.94 KB	0 %
	ico	Image	1	0 %	9.91 KB	0 %
	htm	HTML or XML static page	1	0 %	2.97 KB	0 %
-	config		1	0 %	2.15 KB	0 %

Downloads (Top 10) - [Full list](#)

Downloads: 1281		Hits	206 Hits	Bandwidth	Average size
	/sites/default/files/Report%20-%20IT%20committee.PDF	4,262	45	6.18 GB	1.47 MB
	/sites/default/files/PIM%202B%20May%202016.pdf	3,500	32,321	77.27 GB	2.21 MB
	/sites/default/files/PFFI_Manual.pdf	2,889	59	13.11 GB	4.55 MB
	/sites/default/files/PIM2A_0.pdf	2,090	414	4.72 GB	1.93 MB
	/sites/default/files/PIM%204E%20December%202017%20-%20Appendix%2...	2,088	5	596.50 MB	291.84 KB
	/sites/default/files/PIM2A-fr_0.pdf	1,395	157	3.33 GB	2.19 MB
	/sites/default/files/PIM%201%20May%202018.pdf	1,160	282	1.73 GB	1.23 MB
	/sites/default/files/Performance%20Planning%20%20Workbook%20FINA...	963	1,141	1.15 GB	574.54 KB
	/sites/default/files/PIM2C_0.pdf	940	1,822	2.16 GB	821.91 KB
	/sites/default/files/PIM2C-fr_1.pdf	877	2,458	1.19 GB	373.33 KB

Pages-URL (Top 25) - [Full list](#) - [Entry](#) - [Exit](#)

6,392 different pages-url	Viewed	Average size	Entry	Exit	
/en	75,591	31.69 KB	52,384	44,158	
/en/user/login	17,940	9.06 KB	4,306	4,069	
/training/	12,086	34.29 KB	11,011	2,338	
/fr	11,013	37.39 KB	6,594	5,080	
/training/login/index.php	10,525	13.63 KB	984	185	
/training/login/signup.php	10,384	30.47 KB	136	9,142	
/en/learn-skydive/get-certified	6,403	32.31 KB	2,106	1,547	
/en/joincspa	6,073	25.46 KB	2,119	2,041	
/en/PIMs	5,991	31.36 KB	1,107	2,057	
/	3,853	6.33 KB	638	1,054	

/en/canpara	3,549	24.02 KB	1,665	1,265	
/en/learn-skydive	3,426	23.75 KB	205	233	
/en/ratings	3,081	23.49 KB	230	276	
/en/cop	3,008	28.58 KB	600	939	
/en/learn-skydive/get-certified/solo-certificate	2,990	29.48 KB	1,097	1,228	
/fr/MIPs	2,595	33.24 KB	443	758	
/en/learn-skydive/progression	2,465	26.51 KB	141	315	
/en/member-directory-0	2,431	24.05 KB	130	193	
/en/safety/bsr	2,383	28.53 KB	720	871	
/en/LTAD	2,352	26.22 KB	348	391	
//	2,314	7.10 KB	372	145	
/en/committees	2,290	25.91 KB	47	733	
/en/learn-skydive/first-jump	2,264	27.11 KB	285	430	
/en/ratings/ratings-currency-and-revalidation	2,250	30.35 KB	432	574	
/en/node/228	2,241	62.11 KB	1,157	1,113	
Others	259,101	38.98 KB	26,790	34,904	

Operating Systems (Top 10) - [Full list/Versions](#) - [Unknown](#)

Operating Systems		Pages	Percent	Hits	Percent
Windows		167,645	36.5 %	841,574	45.1 %
Unknown		102,165	22.2 %	152,306	8.1 %
Java		74,613	16.2 %	78,089	4.1 %
Linux		50,502	11 %	276,925	14.8 %
Macintosh		33,992	7.4 %	185,138	9.9 %
iOS		29,150	6.3 %	322,149	17.3 %
Unknown Unix system		443	0 %	5,353	0.2 %
BSD		38	0 %	109	0 %
OS/2		24	0 %	411	0 %
BlackBerry		15	0 %	15	0 %
Others		11	0 %	50	0 %

Browsers (Top 10) - [Full list/Versions](#) - [Unknown](#)

Browsers		Grabber	Pages	Percent	Hits	Percent
Unknown		?	163,756	35.7 %	175,025	9.3 %
Google Chrome		No	119,252	26 %	776,788	41.7 %
Firefox		No	69,857	15.2 %	231,644	12.4 %
Safari		No	36,471	7.9 %	366,917	19.7 %
MS Internet Explorer		No	30,603	6.6 %	173,167	9.2 %
Mozilla		No	14,588	3.1 %	63,831	3.4 %
Android browser (PDA/Phone browser)		No	8,367	1.8 %	13,181	0.7 %
Opera		No	7,542	1.6 %	15,312	0.8 %
iPhone (PDA/Phone browser)		No	5,251	1.1 %	40,815	2.1 %
LibWWW		No	1,890	0.4 %	1,908	0.1 %
Others			1022	0.2 %	3532	0.1 %

Connect to site from

Origin	Pages	Percent	Hits	Percent
Direct address / Bookmark / Link in email...	279,412	84.1 %	411,041	80.2 %
Links from an Internet Search Engine - Full list	27,286	8.2 %	41,624	8.1 %
- Google	25,103	/		

					36,093
- Microsoft Bing	865	/ 1,653			
- Yandex	412	/ 488			
- Yahoo!	282	/ 334			
- Microsoft Windows Live	268	/ 1,904			
- DuckDuckGo (Does not provide search keyphrases, using found page instead)	120	/ 145			
- Baidu	119	/ 120			
- SoGou	33	/ 772			
- Ecosia Search	24	/ 26			
- Spray	23	/ 23			
- Unknown search engines	13	/ 18			
- AOL	6	/ 7			
- Search-results	6	/ 6			
- Ask	5	/ 25			
- Google (Images)	2	/ 5			
- Dogpile	1	/ 1			
- WebCrawler	1	/ 1			
- Earth Link	1	/ 1			
- Mail.Ru	1	/ 1			
- Seznam	1	/ 1			
Links from an external page (other web sites except search engines) - Full list			23,917	7.2 %	58,341
- http://m.facebook.com	6,032	6,457			
- http://www.cspa-acps.org	1,542	1,587			
- http://cspa-acps.org/en/user/login	1,197	1,248			
- http://cspa-acps.org/user/login	464	464			
- https://www.facebook.com	424	471			
- http://www.cspa-acps.org/en/user/login	330	330			
- http://aff-vycvik.cz	254	254			
- http://chidporn.com	238	238			
- http://198.1.117.104:80	219	219			
- http://cspa-acps.org	213	253			
- http://www.cspa-acps.org/en/member-directory-0	150	2,477			
- https://www.seniorlivingmag.com	138	138			
- https://l.facebook.com	132	166			
- http://cspa-acps.org/en	126	2,172			
- http://staging.cca.com	102	102			
- http://www.cspa-acps.org/en/staff-directory	98	5,384			
- http://www.cspa-acps.org/en/learn-skydive/get-certified	91	92			
- http://www.cspa-acps.org/en	87	2,872			
- http://ns2.hodgeproductions.com/en	81	340			
- http://www.skydivetoronto.com/wp-content/uploads/2017/03/Differe...	71	71			
- https://m.facebook.com	68	70			
- http://l.facebook.com/l.php	67	73			
- http://www.cspa-acps.org/en/learn-skydive/endorsements/emergency...	61	947			
- http://www.cspa-acps.org/en/dropzones	60	243			
- http://www.cspa-acps.org/en/learn-skydive/endorsements/2-way-fs	60	2,392			
- Others	11,612	29,281			
Unknown Origin			1,362	0.4 %	1,449
					0.2 %

Search Keyphrases (Top 10)

Full list

Search Keywords (Top 25)

Full list

282 different keyphrases	Search	Percent
cspa	34	6.7 %
coaching association of canada	17	3.3 %
site cspa-acps.org	17	3.3 %
acps	16	3.1 %
cspa b licence application	12	2.3 %
site www.cspa.ca	8	1.5 %
canadian sport parachuting association	6	1.1 %
gilles gueveneux	6	1.1 %
amazon	5	0.9 %
cspa.ca	5	0.9 %
Other phrases	381	75.1 %

417 different keywords	Search	Percent
cspa	91	7.2 %
https	63	4.9 %
canada	41	3.2 %
association	31	2.4 %
of	27	2.1 %
parachuting	27	2.1 %
site	25	1.9 %
parachute	24	1.9 %
skydiving	21	1.6 %
acps	17	1.3 %
canadian	17	1.3 %
coaching	17	1.3 %
cspa-acps.org	17	1.3 %
sport	16	1.2 %
rules	14	1.1 %
b	14	1.1 %
licence	12	0.9 %
du	12	0.9 %
application	12	0.9 %
www.cspa.ca	11	0.8 %
for	10	0.7 %
parachutisme	10	0.7 %
in	10	0.7 %
term	9	0.7 %
jump	9	0.7 %
Other words	704	55.8 %

Miscellaneous

Miscellaneous		
Successful hits on favicon.ico	47,494 / 70,675 Visitors	67.2 %
Javascript disabled	-	
Browsers with Java support	-	
Browsers with Macromedia Director Support	-	
Browsers with Flash Support	-	
Browsers with Real audio playing support	-	
Browsers with Quicktime audio playing support	-	
Browsers with Windows Media audio playing support	-	
Browsers with PDF support	-	

HTTP Status codes

HTTP Status codes*		Hits	Percent	Bandwidth
301	Moved permanently (redirect)	349,649	48.7 %	65.62 KB
404	Document Not Found (hits on favicon excluded)	302,010	42.1 %	4.62 GB
302	Moved temporarily (redirect)	30,779	4.2 %	43.01 KB
403	Forbidden	23,640	3.2 %	459.15 MB
500	Internal server Error	4,261	0.5 %	14.16 MB
303	See other document	2,826	0.3 %	1.23 MB
206	Partial Content	2,614	0.3 %	642.94 MB
400	Bad Request	645	0 %	192.17 KB
414	Requested filename too long	136	0 %	40.77 KB
413	Request too long	35	0 %	0

503	Server busy	34	0 %	164.80 KB
408	Request Timeout	3	0 %	840 Bytes
417	Failed	1	0 %	463 Bytes

* Codes shown here gave hits or traffic "not viewed" by visitors, so they are not included in other charts.

Advanced Web Statistics 7.4 (build 20140726) - Created by awstats (plugins: geoipfree)